EN
IT
FR
DE
ES
PT
NL
SV
NO
FI
RO
PL
CS
SK
SL
HR
RU
TR
中文
JP
한글

Compliant with new European Regulation
Conforme al nuovo regolamento europeo
Conforme à la nouvelle réglementation européenne
(EU) 2016/425

CARABINERS AND QUICKDRAWS
MOSCHETTONI E RINVII
MOUSQUETONS ET DÉGAINES

SEE TAB.
VEDI TAB.
VOIR TAB.
СМ.ТАБ.

EN 12275: 2013
EN 362: 2004
EN 566:2017

TP TC 019/2011 UIAA

CE 0123 - 2777 - 2849

J LIFE SHEET - SCHEDA DI VITA - FICHE DE DURÉE DE VIE

Modello - Model - Modèle

Numero di serie - Serial number - Numéro de série

Mese e anno di fabbricazione - Month and year of manufacture - Mois et année de fabrication

Data di acquisto - Purchase date - Date de l'achat

Data del primo utilizzo - Date of first use - Date de la première utilisation

Utilizzatore - User - Utilisateur

Note - Comments - Commentaires

Controllo ogni 12 mesi - Inspection every 12 months - Inspection tous les 12 mois

Data Date Date	OK	Nome/Firma Name/Signature Nom/Signature	Data prossimo controllo Date next control Date du prochain contrôle

INSTRUCTION MANUAL
MANUALE ISTRUZIONI
NOTICE D'INFORMATION

CO 01 MANUALE01
July 2022 - Rev. 16
© C.A.M.P. SpA

C.A.M.P. SpA
Costruzione Articoli Montagna Premana
Via Roma, 23 - 23834 Premana (LC) - Italy
Tel. +39 0341 890117 - Fax +39 0341 818010
www.camp.it - contact@camp.it

W1

Notified body controlling the manufacturing of the product:
Organismo che controlla la fabbricazione del prodotto:
Organisme controllant la fabrication du produit:

TÜV SÜD Product Service GmbH
Ridlerstraße 65, 80339 Munich - Germany - N.0123

SATRA Technology Europe Ltd.
Bracetown Business Park, Clonee, Dublin 15 - Dublin - Ireland - N.2777

INSPEC International B.V.
Beechavenue 54-62, 1119 PW - Schiphol-Rijk - The Netherlands - N.2849

W2

Notified body intervening for the EU type examination:
Ente riconosciuto che interviene per l'esame UE del tipo:
Organisme notifié intervenant pour l'examen UE de type:

APAVE SUDEUROPE SAS
CS60193 - 13322 MARSEILLE CEDEX 16 - France - N.0082

DOLOMITICERT s.ca.r.l.
Zona Industriale Villanova 7/A - 32013, Longarone (BL) - Italy - N.2008

SATRA Technology Europe Ltd.
Bracetown Business Park, Clonee, Dublin 15 - Dublin - Ireland - N.2777

VVUÚ, a.s.
Pikartská 1337/7, 716 07 Ostrava - Radvanice - Czech Republic - N.1019

ENGLISH

GENERAL INFORMATION

These instructions inform you about the correct use throughout the life of the product: **read, understand and keep these instructions**. If lost, you can download the instructions from the web site **www.camp.it**. The EU declaration of conformity can be also downloaded from our site. The retailer must provide the instruction manual in the language of the country where the product is to be sold.

USE - This equipment should be used only by trained and competent persons. Otherwise the user should be under the direct supervision of a trained and competent person. This notice will not teach you the techniques for work at height or any other associated activity; this notice will not teach you the techniques for climbing, alpinism or any other associated activity: you must have received qualified instruction before using this product. Climbing, and any other activity for which these products may be used, is inherently dangerous. The consequences of incorrect selection, misuse or poor maintenance of equipment could result in damage, serious injury or death. The user must be medically fit and capable to control his own security and any possible emergency situations. For equipment intended for use in fall arrest systems, it is essential for safety that the anchor device or anchor point should always be positioned, and the work carried out in such way as to minimise both the potential for falls and the potential fall distance. Verify the free space required beneath the user at the workplace before each occasion of use, so that, in the case of a fall, there will be no collision with the ground or the other obstacle in the fall path. A full body harness is the only acceptable body holding device that can be used in a fall arrest system. The product should only be used as instructed and no alterations should be made to it. It may be used in conjunction with any appropriate items of suitable specification and according to the EN standards, with due consideration to the limitations of each individual piece of equipment. This leaflet shows examples of improper utilizations of this product. Note that it is impossible to show or imagine all improper utilizations and that this product should be used only in the way specified by the manufacturer in this leaflet. If possible this product should be treated as personal.

MAINTENANCE - *Cleaning of the textile and plastic parts:* rinse in clean water and neutral soap (max temperature 30°C) and dry naturally away from direct heat. *Cleaning of the metallic parts:* rinse in clean water and then dry. *Temperature:* Always keep this product below 80°C so as not to affect the performance of the product. *Chemicals:* withdraw the product from service if it comes into contact with chemical reagents, solvents or fuels which could affect the performance of the product.

STORAGE - Store unpacked in a cool, dry, dark place away from heat sources, high humidity, sharp edges, corrosives or other possible causes of damage.

RESPONSIBILITY - The company C.A.M.P. SpA, or the distributor, will not accept any responsibility for damage, injury or death resulting from misuse of or from modifications to a C.A.M.P. branded product. It is the user's responsibility at all times to ensure that he/she understands the correct and safe use of any equipment supplied by or from C.A.M.P. SpA, that he/she uses it only for the purposes for which it is designed and that he/she practices all proper safety procedures. Before using the equipment, take all necessary steps to familiarise yourself with rescue techniques should an emergency occur. You personally assume all the risks and responsibilities for your actions and decisions: if you are not able or not in a position to assume these, do not use this equipment.

3 YEAR WARRANTY - This product is warranted against any faults in materials or manufacture for 3 years from the purchase date. Limitations of warranty include: normal wear and tear, modifications or alterations, incorrect storage, corrosion, damage due to accidents or negligence, use for which this product is not specifically designed.

SPECIFIC INFORMATION

This product is intended for use in a fall arrest system to protect against the risk of falls from a height:

- when it is marked EN 12275, to be used for mountaineering, climbing and other vertical sports using similar techniques;
- when it is marked EN 362, to be used as a component of an fall arrest system at work, for work positioning or in rescue.

USE

The product should only be used as instructed (**chart A and B**) and according to the **fig.1 to 13**. Warning: certain situations may reduce the strength of the connector (**fig.8**). Use of Karstop by C.A.M.P. (**fig.9-10**) is highly recommended in order to keep the rope or webbing in position on the lower part, so that the carabiner is charged on its major axis. Any external pressure on the gate (for example with a descender) is dangerous (**fig.11**).

Warning: Dyneema has low melting point (140°C) and low friction coefficient (slipperiness).

Carabiner EN 362: the length of the connector should be taken into account when used in any fall arrest system, as it will influence the length of a fall. For equipment intended for use in fall arrest systems, it is essential for safety that the anchor device or anchor point should always be positioned, and the work carried out in such way as to minimise both the potential for falls and the potential fall distance. Verify the free space required beneath the user at the workplace before each occasion of use, so that, in the case of a fall, there will be no collision with the ground or the other obstacle in the fall path. A full body harness is the only acceptable body holding device that can be used in a fall arrest system.

Connection: The user of connectors with manual locking (**fig.1**) must avoid detaching them several times in the same working day. Screwlink connectors **[5]** should be used when their opening and closing is infrequent (**fig.6**). They must be tightened by means of a spanner with a torque of 3 Nm for screwlink connectors **[5]** with diameters of 8 mm and with a torque of 7 Nm for diameters of 10-12 mm. Never use screwlink connector **[5]** if the screw nut **[6]** is partially blocked (**fig.6**). For correct use and for connection to a safe anchor point, to a subsystem (for example energy absorber, a lanyard or a connector) and other components of a fall arrest system, see **fig.7**. The anchor point of the system should preferably be located above the position of the user and must have a strength according to EN 795 (>15 kN) (**fig.13**).

Characteristics: The characteristics of the connector are indicated in the **chart A and B**.

Class H: connector for belaying with an Italian hitch.
Class K: connector for via ferrata.
Class X: oval connector for low breaking strength and aid climbing .
Class B: basic connectors.
Class Q: screwlink connectors.
Class M: multi-use connector

For EN 362: Class T: corresponds to the termination connectors intended to allow a direction of load predetermined along the major axis. The principal material of the connector is indicated in the column "Material" on the **chart B**: S = Steel, SS = Stainless steel, Al = Aluminium alloy.

CHECKING AND MAINTENANCE

A carabiner looses half of its resistance when the gate is open (see **chart A and B**). It is recommended to check that the gate is properly working before use:

- if the gate **[2]** does not come back properly when closing. During the inspection, the gate **[2]** should be released slowly in order to nullify the spring action.
- wrong or incomplete functioning of the gate closing system. For manually closing of the Locking device **[3]**, it has to be screwed and unscrewed completely. Never use a carabiner if it is just partially blocked. The automatic closing must be carried out completely, without any external aid. In certain environments, contaminants (mud, sand, paint, ice, dirty water, etc.) can prevent the automatic locking system from working.

If one of the defects appears, after cleaning, oil the gate mechanism with a silicon based lubricant. Note: cleaning and lubrication is recommended after every use in marine environment. If, after oiling, the defect persists, the carabiner has to be put out of use. During use, avoid the contact of sling with any sharp edges in order to avoid the loss of resistance, or a cut of the sling. A knot, humidity, freezing cold, exposition to UV rays and the aging due to use are diminishing the sling resistance.

REVISION

The safety of users depends upon the continued efficiency and durability of the equipment. In addition to the normal inspection required before, during and after each use, this product must be inspected by a skilled person every 12 months, starting from date the product is first used; this date and the subsequent checks must be recorded on the product's life sheet: keep this literature for inspection and reference for the life of the device. Check the legibility of the product's markings. In case of one of the following defects are present, the carabiner should be withdrawn from service immediately:

- deep corrosion that seriously alters the surface state of the metal (which does not disappear after a light rubbing with emery paper)
- play or exit of the rivet from the gate **[2]** of the carabiner
- incorrect placement of the gate **[2]** on the carabiner body **[1]**
- play or exit of the rotation axis of the gate **[4]**
- general wear and tear of the body **[1]** which causes a significant reduction of the body section, which is deeper than 1mm
- presence of cracks particularly on the rotation
- for screwlink connector, difficulty in closing the

In case of one of the following defects are present, the sling should be withdrawn from service immediately:

- presence of cutting and/or burning on the webbing
- presence of cutting and/or burning on the seams

Any product or component showing any defect or wear, or if in doubt, should be withdrawn from service immediately. Each product in the safety system can be damaged during a fall and must be always inspected before use it again. Do not continue to use a product after a major fall because a damage may have occurred, even no external signs are visible.

LIFETIME

Carabiner: The lifetime of the product is unlimited.

Sling: The lifetime of the product is 10 years from the date the product is first used and (taking storage into consideration) in any case cannot exceed the end of the twelfth year from manufacturing (i.e. manufacture year 2021, lifetime until end of 2033, or 10 year from the date of first use, whichever comes first).

Carabiner / Sling: The lifetime is understood to be in the absence of causes which would place the product out of order with the condition that periodic inspections are carried out at least once every 12 months starting from the date the product is first used and the results are recorded on the life sheet of the product.

The following factors can reduce the lifetime of the product: intense use, damage to components of the product, contact with chemical substances, high temperatures, tears and abrasions, violent impacts, failure to maintain as recommended. If a product is suspected to be no longer safe and reliable, replace the product or contact C.A.M.P. or the distributor before continuing use.

TRANSPORTATION

Protect the product from risks such as those detailed above.

ITALIANO

INFORMAZIONI GENERALI

Le presenti istruzioni sono destinate ad informarvi sul corretto utilizzo del prodotto per tutta la sua durata: **leggete, comprendete e conservate queste istruzioni**. In caso di smarrimento, le istruzioni sono scaricabili dal sito **www.camp.it**. La dichiarazione di conformità UE è scaricabile da questo sito. Il rivenditore deve fornire il manuale istruzioni nella lingua del paese in cui il prodotto è venduto.

UTILIZZO - Questo equipaggiamento deve essere usato solo da persone addestrate e competenti oppure sotto la supervisione di persone addestrate e competenti. Con queste istruzioni non apprenderete le tecniche dei lavori in altezza o di qualsiasi altra attività associata; con queste istruzioni non apprenderete le tecniche dell'arrampicata, dell'alpinismo o di qualsiasi altra attività associata: dovete aver ricevuto una formazione adeguata prima di utilizzare questo equipaggiamento. Arrampicare, e ogni altra attività per la quale questo prodotto può essere usato, è potenzialmente pericoloso. Un'incorretta ...

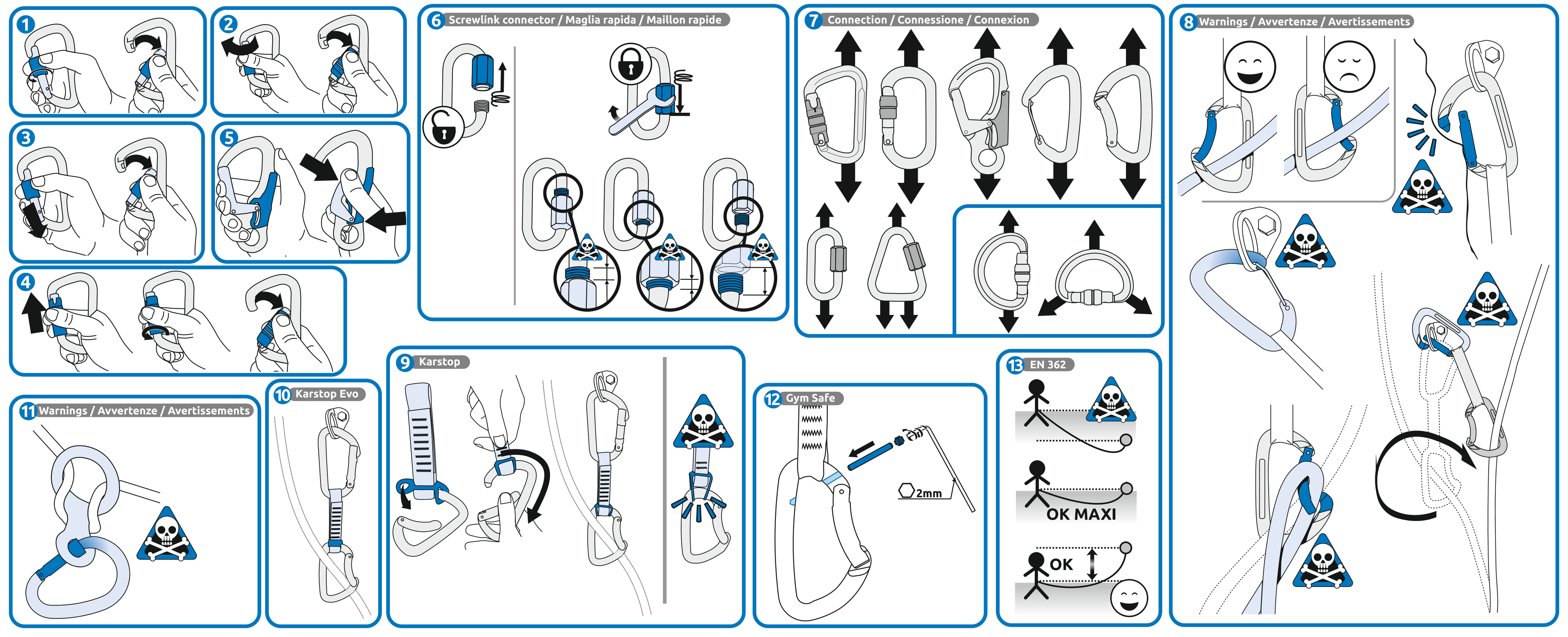

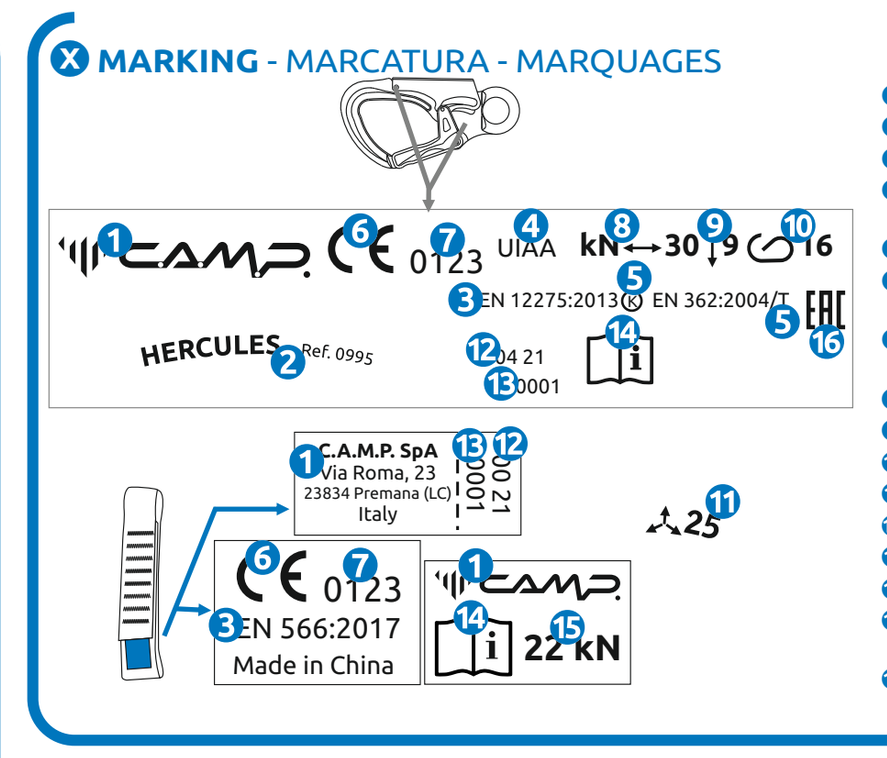

MARKING - MARCATURA - MARQUAGES

1. **Name and address of the manufacturer -** Nome e indirizzo del fabbricante - Nom et adresse du fabricant
2. **Reference or name of the product -** Referenza o nome del prodotto - Référence ou nom du produit
3. **Suitable norm and year of publication -** Norma di riferimento e anno di pubblicazione - Norme de référence et année de publication
4. **Quality label of the UIAA (= International Mountaineering and Climbing Federation) -** Attestato di qualità dell'Unione Internazionale delle Associazioni di Alpinismo - Label de qualité de l'Union International des Associations d'Alpinisme
5. **Class according to EN 12275 and EN 362 -** Classe secondo EN 12275 e EN 362 - Classe selon EN 12275 et EN 362
6. **Conformity marking according to European regulation (EU) 2016/425 -** Marcatura di conformità al regolamento europeo (UE) 2016/425 - Marquage de conformité au règlement européen (UE) 2016/425
7. **No. of the notified body controlling the manufacturing of the product -** N° dell'organismo che controlla la fabbricazione del prodotto - N° de l'organisme contrôlant la fabrication du produit
8. **Breaking load major axis -** Carico di rottura asse maggiore - Charge de rupture du grand axe
9. **Breaking load minor axis -** Carico di rottura asse minore - Charge de rupture du petit axe
10. **Breaking load gate open -** Carico di rottura leva aperta - Charge de rupture doigt ouvert
11. **Breaking load three axis -** Carico di rottura tre assi - Charge de rupture trois axes
12. **Month and year of manufacture -** Mese e anno di fabbricazione - Mois et année de fabrication
13. **Serial number -** Numero di serie - Numéro de série
14. **Read the instructions for use -** Leggere le istruzioni di utilizzo - Lire la notice d'information
15. **Breaking load of the webbing at time of production -** Carico di rottura della fettuccia al momento della fabbricazione - Charge de rupture de la sangle au moment de la fabrication
16. **Certified model according to EAC standard (Russia-Belarus-Kazakhstan-Armenia-Kyrgyzstan) -** Modello certificato in accordo alla norma EAC (Russia-Bielorussia-Kazakistan-Armenia-Kirghizistan) - Le modèle est certifié EAC (norme Russie-Biélorussie-Kazakhstan-Arménie-Kirghizistan)

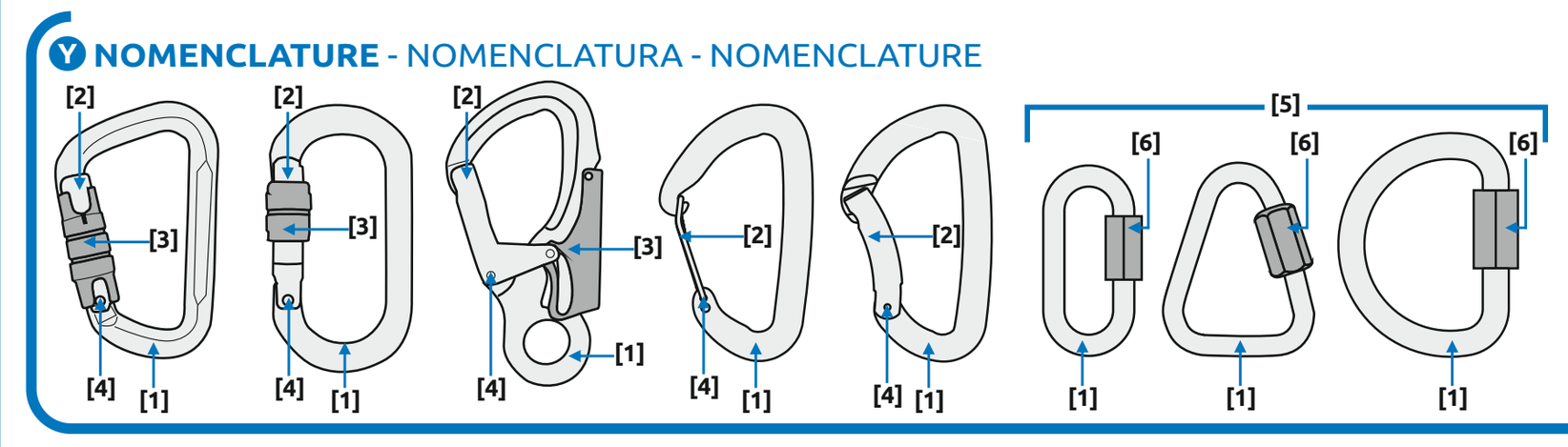

NOMENCLATURE - NOMENCLATURA - NOMENCLATURE

[1] Body - Corpo - Corps
[2] Gate - Leva - Doigt
[3] Locking device - Dispositivo di bloccaggio - Dispositif de blocage
[4] Rotation axis of the fate - Asse di rotazione della leva - Axe de rotation du doigt
[5] Screwlink connector - Maglia rapida - Maillon rapide
[6] Screw nut - Dado - Ecrou

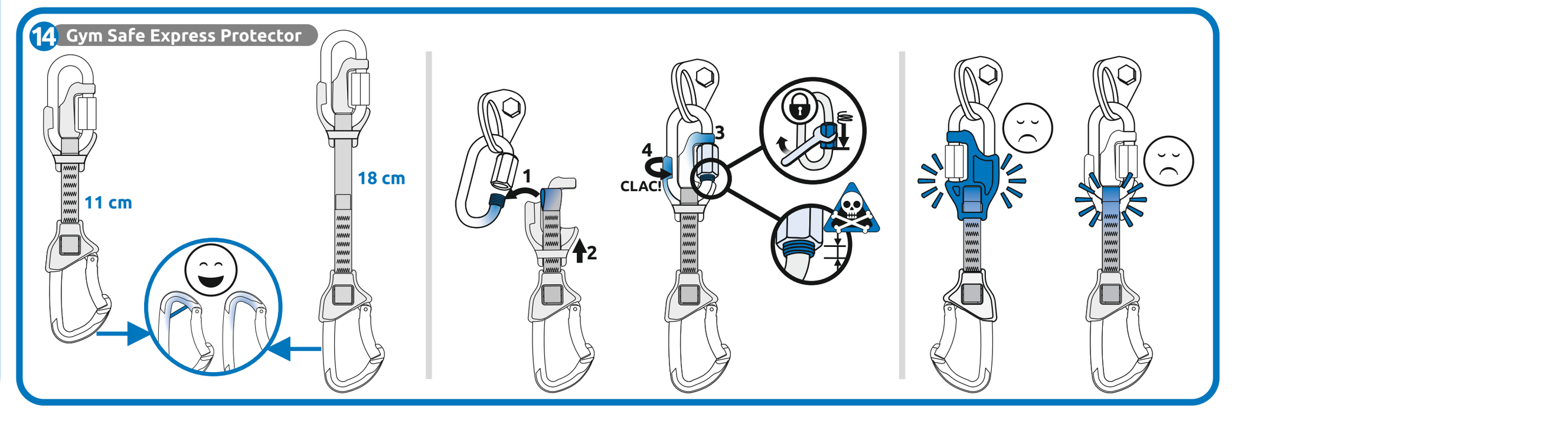

A	REF.			REF. (Auto)	kN (major axis)	kN (minor axis)	kN (gate open)	mm	Fig. Abb.	EN 12275: 2013	CE W1
DYON	2460				21	7	11	26		B	0123
NANO 22	2335				21	8	9	17		B	0123
ORBIT	2483	2484			24	7	8	20-25		B	0123
ORBIT WIRE	2485				22	7	8	27		B	0123
PHOTON	2467	2468			22	7	9	21-25		B	0123
PHOTON WIRE	2470				22	8	9	26		B	0123
OVAL XL	2126				28	11	7	22		X	0123
GYM SAFE	1270				24	8	13	24		B	2849
PHOTON LOCK			2931		23	8	9	17	1	B	0123
NITRO LOCK			2928		22	9	6	24	1	H	0123
NOMAD				2407	25	8	9	29	3	K	0123

C	REF.	cm	mm	kN	EN 566 :2017	CE W1
Sling Stop KS Dyneema®	290711	11	11	22	●	0123
	290718	18	11	22	●	0123
Sling Stop KS	290611	11	16	22	●	0123
	290618	18	16	22	●	0123
Sling Stop Wide KS	2713	11	16/25	22	●	0123
	2714	18	16/25	22	●	0123
Express Ring	3210060	60	10.5	22	●	0123
	3211060	60	8.5	22	●	0123

B	REF.	kN	kN EN 12275: 2013	kN (major axis)	kN (gate open)	mm	Fig. Abb.	Material	EN 12275 :2013	EN 362 :2004	UIAA	EAC TP TC 019/2011	CE W1
ATOM LOCK	2921	26	26	11	8	24	1	AL	H	B		●	0123
ATOM 2LOCK	2922	26	26	11	8	24	2	AL	H	B		●	0123
ATOM 3LOCK	2923	26	26	11	8	24	4	AL	H	B		●	0123
ATOM BELAY LOCK	2924	24	24	11	8	24	1	AL	H	B		●	0123
CORE LOCK	2925	23	23	11	6	25	1	AL	H	B		●	0123
CORE BELAY LOCK	2926	22	22	11	6	25	1	AL	H	B		●	0123
NIMBUS LOCK	2927	21	21	9	6	22	1	AL	H	B		●	0123
ORBIT LOCK	2929	24	24	8	8	17	1	AL	B	B		●	0123
HERCULES	0995	30	30	9	16	23	5	AL	K	T	●	●	0123
HMS BELAY LOCK	1176	23	23	10	7	23	1	AL	H	B/T		●	0123
HMS LOCK	1136	25	25	8	8	22	1	AL	H	B			0123
HMS 2LOCK	1183	25	25	8	8	23	2	AL	H	B			0123
HMS 3LOCK	1184	25	25	8	8	23	4	AL	H	B			0123
OVAL XL LOCK	2123	28	28	11	7	20	1	AL	X	B		●	0123
OVAL XL 2LOCK	2124	28	28	11	7	20	2	AL	X	B		●	0123
OVAL XL 3LOCK	2125	28	28	11	7	20	4	AL	X	B		●	0123
OVAL COMPACT LOCK	1115	24	24	10	7	15	1	AL	X	B		●	0123
GUIDE LOCK	1309	32	32	10	10	18	1	AL	B	B			0123
GUIDE XL LOCK	1363	28	28	9	8	23	1	AL	B	B		●	0123
GUIDE XL 2LOCK	1364	28	28	9	8	24	2	AL	B	B		●	0123
GUIDE XL 3LOCK	1365	28	28	9	8	24	4	AL	B	B		●	0123
ATLAS LOCK	1373	40	40	10	13	22	1	AL	B	B		●	0123
ATLAS 2LOCK	1374	40	40	10	13	22	2	AL	B	B		●	0123
ATLAS 3LOCK	1375	40	40	10	13	22	4	AL	B	B		●	0123
D PRO LOCK	1877	50	50	15	18	24	1	S	B	B		●	2777
D PRO 2LOCK	187701	50	50	15	18	24	2	S	B	B		●	2777
D PRO 3LOCK	187702	50	50	15	18	24	4	S	B	B		●	2777
OVAL PRO LOCK	1455	30	30	15	9	17	1	S	B	B		●	2777
OVAL PRO 2LOCK	1878	30	30	15	9	17	2	S	B	B		●	2777
OVAL PRO 3LOCK	1456	30	30	15	9	17	4	S	B	B		●	2777
TRIAD LOCK	3141	20	20	16	8	16	1	AL	B	M		●	0123
TRIAD 3LOCK	3142	20	20	16	8	16	4	AL	B	M		●	0123
OVAL QUICK LINK 8 mm	0934	40	40	10	-	9	6	S	Q	Q		●	0123
OVAL QUICK LINK 8 mm	0939	50	50	10	-	9	6	SS	Q	Q		●	0123
OVAL QUICK LINK 10 mm	0935	45	45	10	-	12	6	S	Q	Q		●	0123
OVAL QUICK LINK 10 mm	0949	50	50	10	-	12	6	SS	Q	Q		●	0123
DELTA QUICK LINK 8 mm	0955	30	30	10	-	10	6	S	Q	Q		●	0123
DELTA QUICK LINK 8 mm	0991	35	35	10	-	10	6	SS	Q	Q		●	0123
DELTA QUICK LINK 10 mm	0961	40	40	10	-	12	6	S	Q	Q		●	0123
DELTA QUICK LINK 10 mm	0992	45	45	10	-	12	6	SS	Q	Q		●	0123
D QUICK LINK 10 mm	0691	48	48	13	-	12	6	S	Q	Q		●	0123
D QUICK LINK 12 mm ALU	0671	25	25	16	-	14	6	AL	Q	Q		●	0123

X - MERKING

1. Produsentens navn og adresse **2.** Referanse eller navn på produktet **3.** Referansestandard og utgivelsesår **4.** Kvalitetsmerke for Union International des Associations d'Alpinisme **5.** Klasse iht. EN 12275 **6.** Merking i samsvar med EU-direktiv 2016/425
7. Nr. til organ som kontrollerer produksjonen **8.** Bruddstyrke hovedaksel **9.** Bruddstyrke mindre aksel **10.** Bruddstyrke åpen spak **11.** Serienummer **12.** Les instruksjonene for bruk **13.** Produksjonsmåned og -år **14.** Vevbåndets bruddstyrke i produksjonsøyeblikket **15.** Modellen er sertifisert iht. EAC (Russland-Hviterussland-Kazakstan-Armenia-Kirgisistan standard)

Y - BETEGNELSER

[1] Hoveddel **[2]** Spak **[3]** Blokkeringsanordning **[4]** Spakens rotasjonsakse **[5]** Hurtigkopling **[6]** Mutter